

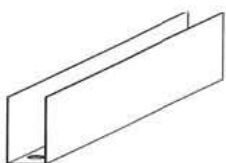
## ORDITURE

## Profilo Montante C 50/15



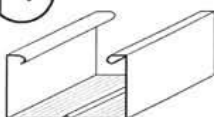
Descrizione	Lungh mm	Largh mm	Prezzo € per u.m.	Peso u.m.
<b>Profilo Montante C 50/15</b>	3000	50	<b>1,32/m</b>	c.a. 0,45 Kg/m
<b>sp. 0,6mm.</b>	4000	50	<b>1,32/m</b>	c.a. 0,45 Kg/m
<i>Bordo Arrotondato</i>	mis. div.	50	<b>1,32/m</b>	c.a. 0,45 Kg/m

## Profilo Guida U 15/30



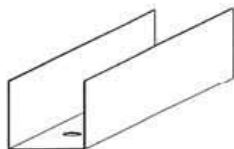
Descrizione	Lungh mm	Largh mm	Prezzo € per u.m.	Peso u.m.
<b>Profilo Guida U 15/30</b>	3000	15	<b>1,26/m</b>	c.a. 0,32 Kg/m
<b>sp. 0,6mm.</b>	4000	15	<b>1,26/m</b>	c.a. 0,32 Kg/m

## Profilo Montante C 50/27




Descrizione	Lungh mm	Largh mm	Prezzo € per u.m.	Peso u.m.
<b>Profilo Montante C 50/27</b>	3000	50	<b>1,54/m</b>	c.a. 0,54 Kg/m
<b>sp. 0,6mm.</b>	4000	50	<b>1,54/m</b>	c.a. 0,54 Kg/m
<i>Bordo Arrotondato</i>	mis. div.	50	<b>1,54/m</b>	c.a. 0,54 Kg/m

## Profilo Guida U 28/30

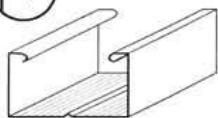


Descrizione	Lungh mm	Largh mm	Prezzo € per u.m.	Peso u.m.
<b>Profilo Guida U 28/30</b>	3000	28	<b>1,32/m</b>	c.a. 0,38 Kg/m
<b>sp. 0,6mm.</b>	4000	28	<b>1,32/m</b>	c.a. 0,38 Kg/m



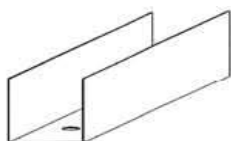
## ORDITURE

## Profilo Montante C 60/25



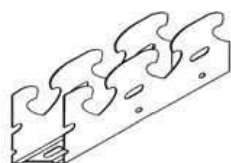
Descrizione	Lungh mm	Largh mm	Prezzo € per u.m.	Peso u.m.
<b>Profilo Montante C 60/25</b> <i>sp. 0,6mm.</i> <i>Bordo Arrotondato</i>	3000	60	<b>1,65/m</b>	c.a. 0,54 Kg/m
	4000	60	<b>1,65/m</b>	c.a. 0,54 Kg/m

## Profilo Guida U 25/25

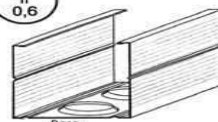


Descrizione	Lungh mm	Largh mm	Prezzo € per u.m.	Peso u.m.
<b>Profilo Guida U 25/25</b> <i>sp. 0,6mm.</i>	3000	25	<b>1,40/m</b>	c.a. 0,33 Kg/m
	4000	25	<b>1,40/m</b>	c.a. 0,33 Kg/m

## Profilo U a scatto 40/28

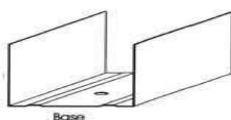


Descrizione	Lungh mm	Largh mm	Prezzo € per u.m.	Peso u.m.
<b>Profilo U a scatto 40/28</b> <i>sp. 0,7mm</i>	3000	28	<b>1,82/m</b>	c.a. 0,57 Kg/m
	4000	28	<b>1,82/m</b>	c.a. 0,57 Kg/m




## Profilo Montante C 50/50

Descrizione	Lungh mm	Largh mm	Prezzo € per u.m.	Peso u.m.
<b>Profilo Montante C 50/50</b> <i>sp. 0,6mm.</i>	3000	50	<b>1,90/m</b>	c.a. 0,72 Kg/m
	3500	50	<b>1,90/m</b>	c.a. 0,72 Kg/m
	4000	50	<b>1,90/m</b>	c.a. 0,72 Kg/m



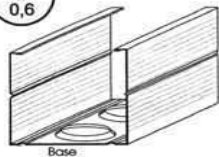
## Profilo Guida U 50/40

Descrizione	Lungh mm	Largh mm	Prezzo € per u.m.	Peso u.m.
<b>Profilo Guida U 50/40</b> <i>sp. 0,6mm.</i>	3000	50	<b>1,58/m</b>	c.a. 0,57 Kg/m
	4000	50	<b>1,58/m</b>	c.a. 0,57 Kg/m



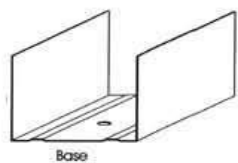
## ORDITURE

## Profilo Montante C 55/50

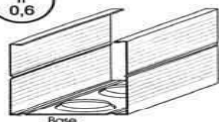


Descrizione	Lungh mm	Largh mm	Prezzo € per u.m.	Peso u.m.
<b>Profilo Montante C 55/50</b> <i>sp. 0,6mm.</i>	3000	55	<b>1,96/m</b>	c.a. 0,75 Kg/m
	4000	55	<b>1,96/m</b>	c.a. 0,75 Kg/m

## Profilo Guida U 55/40



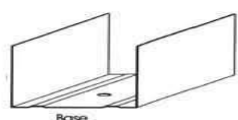
Descrizione	Lungh mm	Largh mm	Prezzo € per u.m.	Peso u.m.
<b>Profilo Guida U 55/40</b> <i>sp. 0,6mm.</i>	3000	55	<b>1,62/m</b>	c.a. 0,59 Kg/m
	4000	55	<b>1,62/m</b>	c.a. 0,59 Kg/m



## Profilo Montante C 75/50

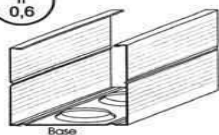
Descrizione	Lungh mm	Largh mm	Prezzo € per u.m.	Peso u.m.
<b>Profilo Montante C 75/50</b> <i>sp. 0,6mm.</i>	3000	75	<b>2,18/m</b>	c.a. 0,84 Kg/m
	3500	75	<b>2,18/m</b>	c.a. 0,84 Kg/m
	4000	75	<b>2,18/m</b>	c.a. 0,84 Kg/m
	mis. div.	75	<b>2,18/m</b>	c.a. 0,84 Kg/m

## Profilo Guida U 75/40




Descrizione	Lungh mm	Largh mm	Prezzo € per u.m.	Peso u.m.
<b>Profilo Guida U 75/40</b> <i>sp. 0,6mm.</i>	3000	75	<b>1,84/m</b>	c.a. 0,68 Kg/m
	4000	75	<b>1,84/m</b>	c.a. 0,68 Kg/m

## Profilo Montante C 100/50

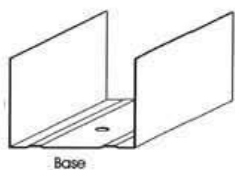


Descrizione	Lungh mm	Largh mm	Prezzo € per u.m.	Peso u.m.
<b>Profilo Montante C 100/50</b> <i>sp. 0,6mm.</i>	3000	100	<b>2,48/m</b>	c.a. 0,95 Kg/m
	4000	100	<b>2,48/m</b>	c.a. 0,95 Kg/m

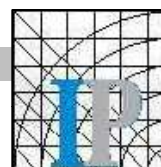


## ORDITURE

### Profilo Guida U 100/40

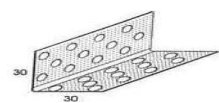


Descrizione	Lungh mm	Largh mm	Prezzo € per u.m.	Peso u.m.
<b>Profilo Guida U 100/40</b>	3000	100	<b>2,16/m</b>	c.a. 0,79 Kg/m
<b>sp. 0,6mm.</b>	4000	100	<b>2,16/m</b>	c.a. 0,79 Kg/m



## ORDITURE

## Paraspigoli

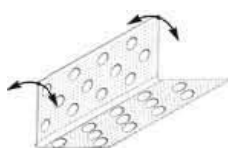
**Paraspigolo 90°***Lungh. 3000*

Descrizione	Spalla mm	Base mm	Spess. mm	Prezzo € per u.m.
-------------	-----------	---------	-----------	-------------------

	30	30	0,5	0,96/m
--	----	----	-----	--------

**Paraspigolo 135°***Lungh. 3000**Lungh.*

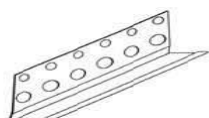
	30	30	0,5	1,00/m
--	----	----	-----	--------

**Paraspigolo ad angolo variabile***Lungh. 3000 - 10pz./conf.*

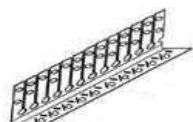
	30	30	0,5	3,96/m
--	----	----	-----	--------

## Copribordo

Descrizione	Lungh mm	Base mm	Largh mm	Prezzo € per u.m.
-------------	----------	---------	----------	-------------------

**Copribordo***Lungh. 3000 - 10 pz./conf.*

	30	15	0,5	1,14/m
--	----	----	-----	--------

**Paraspigolo flessibile***Lungh. 3000 - 10 pz./conf.*

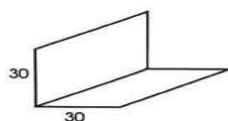
	30	30	0,5	4,94/m
--	----	----	-----	--------

**Copribordo flessibile***Lungh. 3000 - 10pz./conf.*

	30	15	0,5	3,96/m
--	----	----	-----	--------

## Profilo angolare a L

Descrizione	Lungh mm	Largh mm	Prezzo € per u.m.
-------------	----------	----------	-------------------

**Profilo angolare a L 30/30**  
*sp.0,6mm*

	3000	30	1,03/m
--	------	----	--------



## ORDITURE APPLICAZIONI SPECIALI

## Vertebre



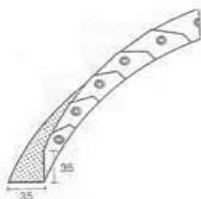
Descrizione	Lungh mm	Largh mm	Prezzo € per u.m.	Pezzi per conf.
<i>Guida Vertebra GV30 da 3 m</i>	3000	30	<b>11,50/m</b>	6 pz. / conf.
<i>Guida Vertebra GV50 da 3 m</i>	3000	50	<b>12,30/m</b>	6 pz. / conf.
<i>Guida Vertebra GV75 da 3 m</i>	3000	75	<b>16,40/m</b>	6 pz. / conf.

## Knaufixy-T-Plan



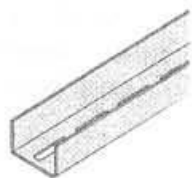
Descrizione	Lungh mm	Largh mm	Prezzo € per u.m.	Pezzi per conf.
<i>Knaufixy-T sp. 0,7 mm</i> <i>Profilo curvabile</i>	3000	42	<b>12,60/m</b>	6 pz. / conf.

## Knaufixy-L

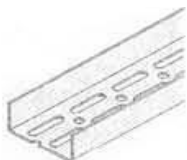


Descrizione	Lungh mm	Largh mm	Prezzo € per u.m.	Pezzi per conf.
<i>Knaufixy-L sp. 0,6 mm</i> <i>Profilo angolare curvabile 35/35</i> <i>Confezionamento: 2 giude a U da 55</i> <i>ogni 10 pz. Di Knaufixy-L</i>	3000	35	<b>8,10/m</b>	10 pz. / conf.

## Profilo asolato per porte REI



Descrizione	Lungh mm	Largh mm	Prezzo € per u.m.	Pezzi per conf.
<i>Profilo asolato sp. 2 mm sezione</i>	3000	75	<b>10,00/m</b>	4 pz. / conf.
<i>U 75/40 per telaio porta e porta REI</i>	3500	75	<b>10,00/m</b>	4 pz. / conf.



<i>Profilo asolato sp. 2 mm sezione</i>	3000	100	<b>12,00/m</b>	4 pz. / conf.
<i>U 100/40 per telaio porta e porta REI</i>	3500	100	<b>12,00/m</b>	4 pz. / conf.

